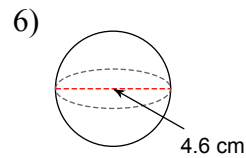
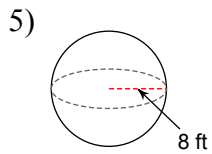
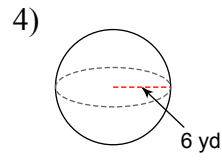
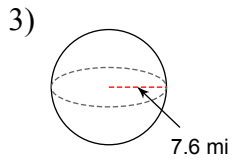
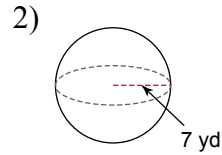
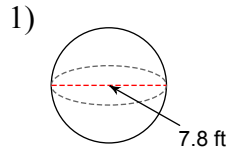
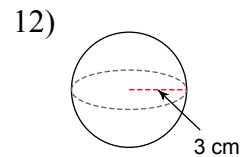
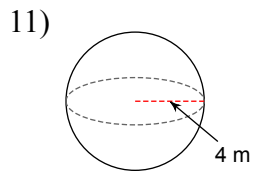
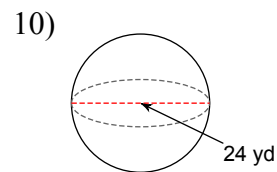
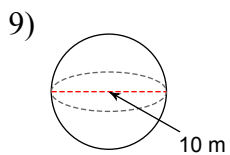
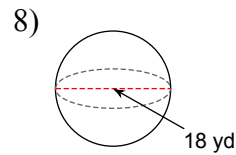
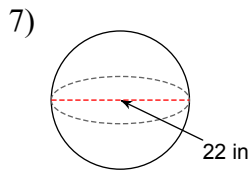


Assignment

Find the surface area of each figure. Round your answers to the nearest hundredth, if necessary.



Find the volume of each figure. Round your answers to the nearest hundredth, if necessary.



Answers to Assignment (ID: 1)

- 1) 191.13 ft²
- 5) 804.25 ft²
- 9) 523.6 m³

- 2) 615.75 yd²
- 6) 66.48 cm²
- 10) 7238.23 yd³

- 3) 725.83 mi²
- 7) 5575.28 in³
- 11) 268.08 m³

- 4) 452.39 yd²
- 8) 3053.63 yd³
- 12) 113.1 cm³