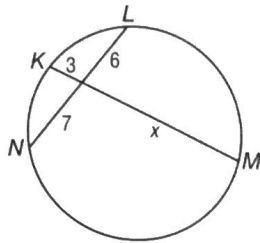


10-7 Skills Practice

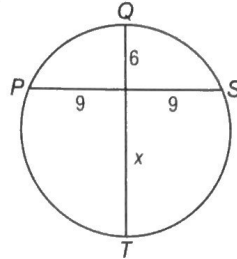
Special Segments in a Circle

Find x to the nearest tenth if necessary. Assume that segments that appear to be tangent are tangent.

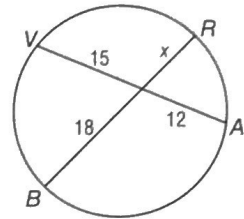
1.



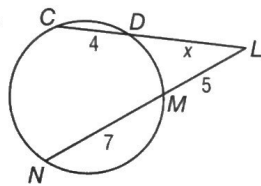
2.



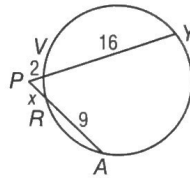
3.



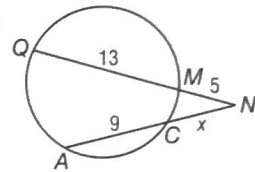
4.



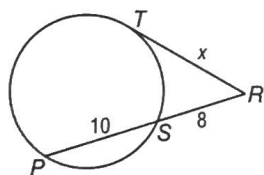
5.



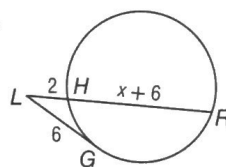
6.



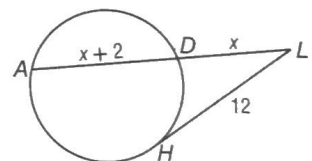
7.



8.



9.



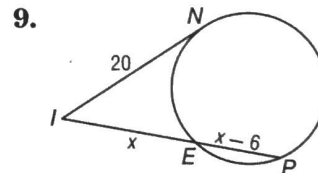
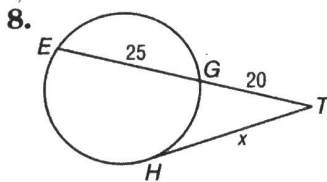
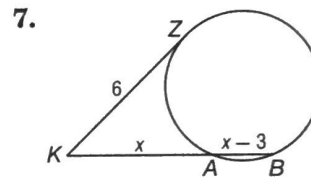
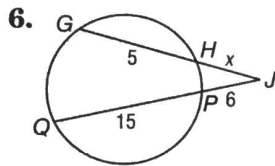
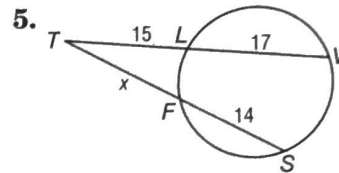
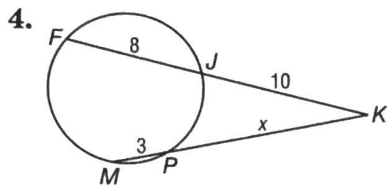
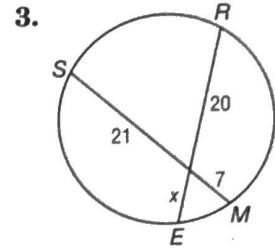
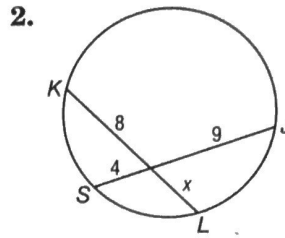
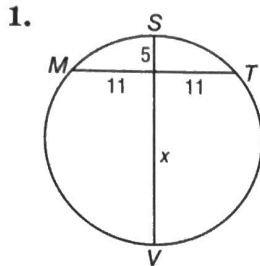
Lesson 10-7

Copyright © Glencoe/McGraw-Hill, a division of The McGraw-Hill Companies, Inc.

10-7 Practice

Special Segments in a Circle

Find x . Assume that segments that appear to be tangent are tangent. Round to the nearest tenth if necessary



10. **CONSTRUCTION** An arch over an apartment entrance is 3 feet high and 9 feet wide. Find the radius of the circle containing the arc of the arch.

